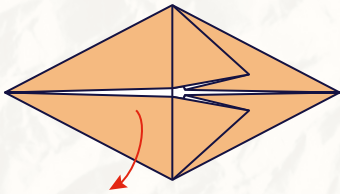


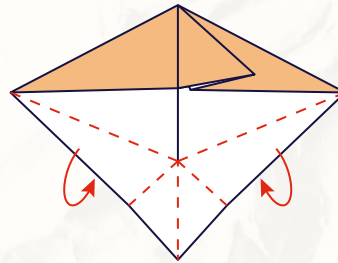
Make an Origami Parrot!

Shakespeare's plays are full of references to animals and wildlife. Creating an origami bird can be a bit tricky to master but an amazing variety of bird species can be beautifully captured with the art of paper folding. Follow these instructions to create a parrot.

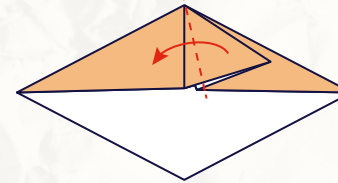
1. Start with a fish base



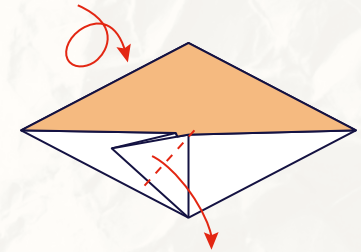
2. Reverse all folds so flap is on the back side



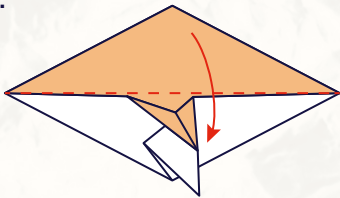
3.



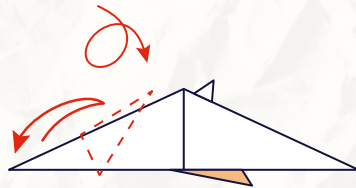
4. Pull down and squash – see step 5



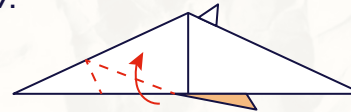
5.



6.



7.



8.

