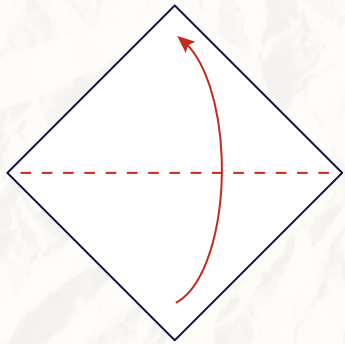
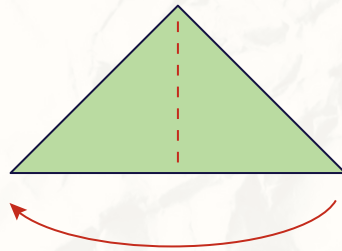


Make a Paper Crown!

Shakespeare's collection of plays have an incredible number of king and queen characters. You can make your own origami crown using between six to eight square sheets of folded paper depending on how big your head is!



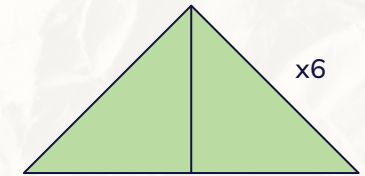
1. Take a square piece of paper and fold it in half



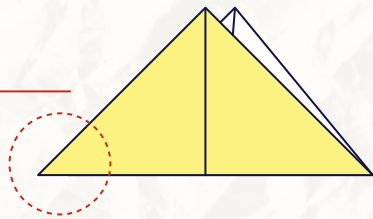
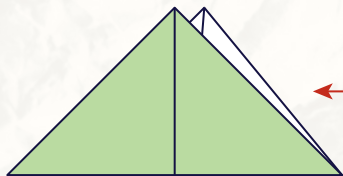
2. Fold it in half again



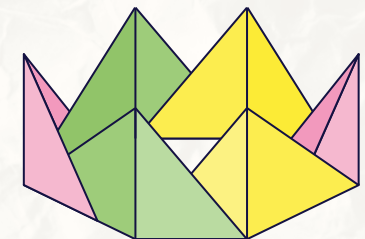
3. Open the paper up so that you have a triangle shape with a fold in the middle



4. Repeat steps 1-3 six times



5. Slot together the triangle shapes, working your way along to create a circle of triangles



6. Your crown is now ready to wear!